



Lighting Group

CORE 200 pendant

Job : _____ **Project**

Type : _____

Part # : _____

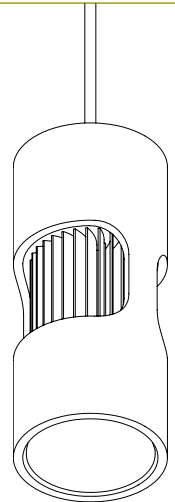
Description

Mix-and-match a colossal array of finish and color choices to make CORE's sleek design fit in or stand out anywhere - from Art Deco to mid-century modern to futuristic. It's cylindrical awesomeness.

Specifications

Source	Xicato XSM module - 700, 1000 or 1300 lumens
C.C.T.	2700 K @ >80CRI or > 95 CRI, 3000 K or 4000 K @ >80CRI
Input	90-290VAC, 50/60Hz
LED Driver	Internal driver supports both phase control and 0-10V dimming smoothly down to 0%
Power	32 watts max @ 1300 lm
Reflector	20°, 40° or 60° field replaceable w/o tools
Material	Aluminum body with stainless steel hardware
Finish	Bead Blasted / Grained / Polished + Anodized
Weight	2.6 lb. [1.2 kg]
Location	Listed for Wet Locations (pending)
Approvals	ETL pending. Conforms to UL Standards 2108, 8750; certified to CSA C22.2 No. 9.0-96
Life	> 50,000 hours at 70% lumen maintenance
Warranty	Lifetime Limited Warranty - see warranty for details

WET
LOCATION



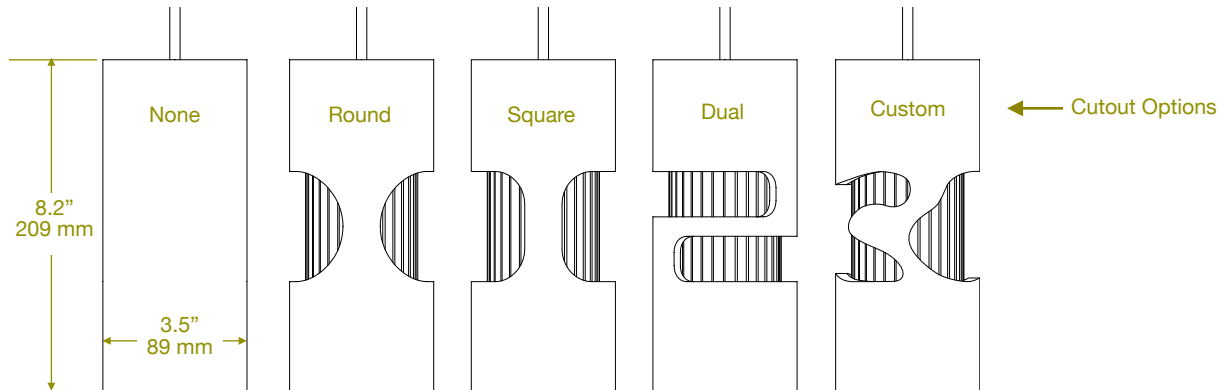
Ordering Info

Model	Output	C.C.T.	CRI	Reflector	Cutout	Shell Finish	Shell	Heat Sink	Color:
VC2									
VC2	07 = 700 lm 10 = 1000 lm 13 = 1300 lm	27 = 2700 K 30 = 3000 K 40 = 4000 K	80 = Ra≥80 95 = Ra≥95	20 = 20° 40 = 40° 60 = 60° BF = Baffle	N = None R = Round S = Square D = Dual X = Custom	B = Bead Blast G = Grain P = Polish	See Core color chart for options and codes		

95CRI available in 2700K, 700 lm or 1000 lm only

Dimensions

Canopy Mounts to standard octagonal J-box
Cable length is field adjustable





Lighting Group

CORE 300 pendant

Job : _____ **Project**

Type : _____

Part # : _____

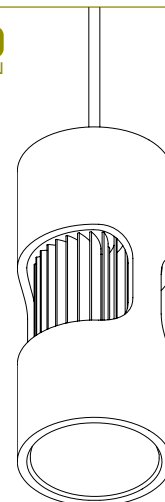
Description

Mix-and-match a colossal array of finish and color choices to make CORE's sleek design fit in or stand out anywhere - from Art Deco to mid-century modern to futuristic. It's cylindrical awesomeness.

Specifications

Source	Xicato XSM module - 700, 1000, 1300 or 2000 lumens
C.C.T.	2700 K @ >80CRI or > 95 CRI, 3000 K or 4000 K @ >80CRI
Input	90-290VAC, 50/60Hz
LED Driver	Internal driver supports both phase control and 0-10V dimming smoothly down to 0%
Power	32 watts max @ 1300 lm
Reflector	20°, 40° or 60° field replaceable w/o tools
Material	Aluminum body with stainless steel hardware
Finish	Bead Blasted / Grained / Polished + Anodized
Weight	4 lb. [1.8 kg]
Location	Listed for Wet Locations (pending)
Approvals	ETL pending. Conforms to UL Standards 2108, 8750; certified to CSA C22.2 No. 9.0-96
Life	> 50,000 hours at 70% lumen maintenance
Warranty	Lifetime Limited Warranty - see warranty for details

WET
LOCATION



Ordering Info

Model	Output	C.C.T.	CRI	Reflector	Cutout	Shell Finish	Shell	Heat Sink	Color:
VC3									
VC3	07 = 700 lm 10 = 1000 lm 13 = 1300 lm 20 = 2000 lm	27 = 2700 K 30 = 3000 K 40 = 4000 K	80 = Ra≥80 95 = Ra≥95	20 = 20° 40 = 40° 60 = 60° BF = Baffle	N = None R = Round S = Square D = Dual X = Custom	B = Bead Blast G = Grain P = Polish	See Core color chart for options and codes		

95CRI available in 2700K, 700 lm or 1000 lm only

Dimensions

Canopy Mounts to standard octagonal J-box
Cable length is field adjustable

